



Investment Objective

ICM Crescendo Music Royalty Fund seeks to provide investors with a long-term, uncorrelated yield by investing in music intellectual property and associated royalties.

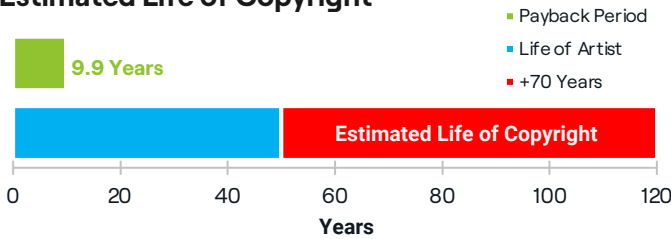
Who Invests?

- An investor seeking stable monthly income not dictated by interest rates.
- An investor seeking to diversify from major asset classes.
- An investor seeking to participate in the high growth music streaming market.
- An investor who feels it is important to work with an experienced and aligned alternative investment fund manager.

General Information

Fund Type	Mutual Fund Trust
Investment Style	Income and Growth
Sold By	Offering Memorandum
Registered Plan Status¹	Eligible
Purchases	Monthly
Distribution Frequency	Monthly
Valuations & Liquidity²	Monthly
DRIP Unit Purchases	97% of NAV

Payback Period vs. Estimated Life of Copyright

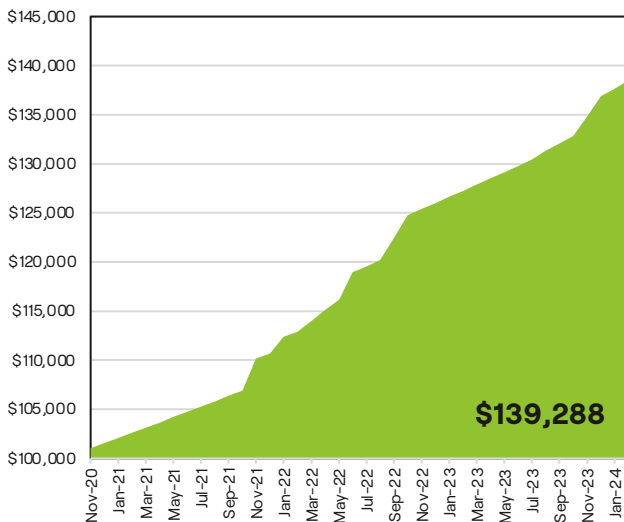


Portfolio Metrics³

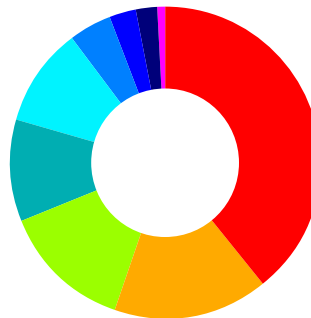
Songs	3,772
Catalogues	25
18-Month Payout Ratio⁴	94%
Leverage Ratio	0%
Payback Period	9.9 Years

Growth of \$100k Since Inception (Series B)⁵

Inception Date: October 2020

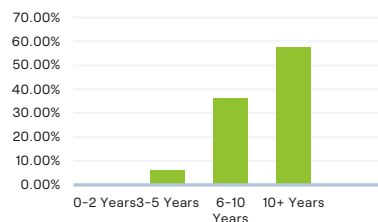


Assets By Genre³



Rock	39.4
R&B / Hip Hop	16.1
Pop	13.6
Country	10.5
Latin	10.2
Electronic	4.5
Christian	2.9
Holiday	2.2
Classical	0.6
Total	100.0

Assets By Age³



Song Age	% of NAV
0-2 Years	0.3
3-5 Years	6.1
6-10 Years	36.0
10+ Years	57.6
Total	100.0



Average Trailing Returns⁶

Series		1 Mo	3 Mo	6 Mo	1 Yr	3 Yr	SI (Ann.)
A	Cash	0.56%	1.70%	5.31%	8.66%	10.30%	9.79%
	DRIP	0.58%	1.75%	5.45%	8.91%	10.54%	10.02%
B	Cash	0.56%	1.70%	5.31%	8.66%	10.30%	9.70%
	DRIP	0.58%	1.75%	5.45%	8.91%	10.54%	9.93%
C	Cash	0.61%	1.83%	5.57%	9.21%	N/A	11.39%
	DRIP	0.62%	1.88%	5.73%	9.48%	N/A	11.65%
US\$	Cash	0.62%	1.88%	5.24%	9.99%	10.02%	9.68%
	DRIP	0.64%	1.94%	5.39%	10.27%	10.27%	9.93%

Calendar Year Returns⁶

Series	Inception Date		2020	2021	2022	2023	YTD
A	Oct 2020	Cash	1.00%	8.80%	13.60%	8.38%	1.70%
		DRIP	1.03%	9.01%	13.84%	8.62%	1.75%
B	Oct 2020	Cash	1.51%	8.80%	13.60%	8.38%	1.70%
		DRIP	1.55%	9.01%	13.84%	8.62%	1.75%
C	Jul 2021	Cash	N/A	5.28%	14.17%	8.93%	1.83%
		DRIP	N/A	5.38%	14.43%	9.19%	1.88%
US\$	Nov 2020	Cash	0.54%	6.70%	13.48%	9.71%	1.88%
		DRIP	0.56%	6.91%	13.75%	9.98%	1.94%

Purchase Options

	A	B	US\$	C
Minimum Investment	\$ 10,000	\$ 10,000	US\$ 25,000	\$ 150,000
Unit Price	\$ 11.10	\$ 11.10	US\$ 10.80	\$ 11.10
Annual Distribution per Unit	\$ 0.75	\$ 0.75	US\$ 0.81	\$ 0.81
Management Fee	1.90%	1.90%	1.90%	1.65%
Annual Advisor Trailer Fee	-	1.00%	0.75%	0.75%

Redemption² Monthly liquidity, subject to conditions and restrictions (See Item 5.1 – Terms of Securities of the Offering Memorandum for full details)

This fact sheet should be read in conjunction with the ICM Crescendo Music Royalty Fund (the "Trust") offering memorandum (the "Offering Memorandum") dated April 1, 2024. This document is for information purposes only and does not constitute an offer to sell nor a solicitation to buy the securities referred to herein. The document does not, and it is not intended to, provide any financial, legal, accounting, or tax advice, and must not be relied upon by you in that regard. The document should not be used, or relied upon by you, as a substitute for your independent research or consultation with your own financial, legal or tax advisors. There is no guarantee of performance, and past or projected performance is not indicative of future results. Eligible investors should review the Offering Memorandum in its entirety for a complete description of the Trust, its risks, and consult their registered advisors before making an investment.

This fund fact sheet contains "forward-looking information" within the meaning of applicable securities laws in Canada relating to the estimated pay back period and life of copyright of investments of ICM Crescendo Music Royalty Fund. Statements containing forward-looking information are not historical facts but instead represent ICM's expectations, estimates and projections regarding future events or circumstances as of the date hereof. Readers are cautioned not to place undue reliance on the forward-looking information as there can be no assurances that the condition, events, plans and assumptions on which these were based will occur. The forward-looking information in the fund fact sheet reflects ICM's assumptions, estimates, and opinions based on our experience and perception of historical, current, and future trends within the music royalty market that we currently believe are reasonable in the circumstances including certain assumptions in respect of digital streaming growth, physical sales and downloads and synchronization royalties. Forward-looking information is necessarily based on a number of opinions, estimates and assumptions that ICM considers appropriate and reasonable which are subject to known and unknown risks, uncertainties, assumptions and other factors that may cause the actual results, level of activity, performance or achievements to be materially different from those expressed or implied by such forward-looking information. Please refer to the Offering Memorandum for a full description of risk factors. Returns included in this Fact Sheet are based upon ICM Investment Management Inc.'s Fund Returns Calculation Methodology.

1: Eligible at certain financial institutions, please contact us for more information

2: Redemptions subject to certain restrictions. Please see the Offering Memorandum for full details

3: For the period ending February 29, 2024 unless otherwise indicated

4: For the Period ending December 31, 2023

5: Assumes that all distributions are reinvested at 97% of Series NAV (Advantaged DRIP™)

6: For the period ending March 31, 2024. Past performance is not indicative of future returns

Contact Geoff LaFleur
VP National Sales
E: glafleur@icmgroup.ca

ICM Investment Management
E: investments@icmgroup.ca
T: +1 (403) 256-5350